

Newspaper offset: information for direct customers



TECHNICAL INFORMATION

Requirements

You have a finished newspaper available in a digital format and would like to have it printed. Please observe the Newspaper Offset Technical Information for Direct Customers from Druckzentrum Zürich.

Delivery of printed materials for our CtP production takes place digitally using the latest available technology. You can find the required technical parameters in the following description. Please define and test in advance with our technicians the technical specifications for the production of exposure-ready files for each product. This includes all details and information about production and page formats.

Information on newspaper printing at Druckzentrum Zürich

Screen ruling	60 l/cm
Dot shape	hybrid screening method (round dots)
Dot gain	with 50% C/M/Y/S = 26% (following Murray-Davis format)
Screen dot	first printed toner 2% at picture completion 3%
	at depth 95%
Area coverage	max. 260%
Recommended grey balance	cyan 30%, magenta 24%, yellow 24%

Proofs

The proofs must meet the requirements of ISO 12647-3 in terms of dot gain and spectral colour properties. A proof must exhibit an **Ugra/FOGRA Media Wedge V 2.0** as a control tool in order for it to be tested, otherwise the template cannot be accepted as colour-accurate.

Document format

Broadsheet	317 x 470 mm	Satzspiegel max.	297 x 440 mm
Tabloid	230 x 320 mm	Satzspiegel max.	220 x 297 mm
Panorama	640 x 470 mm	Satzspiegel max.	617 x 440 mm

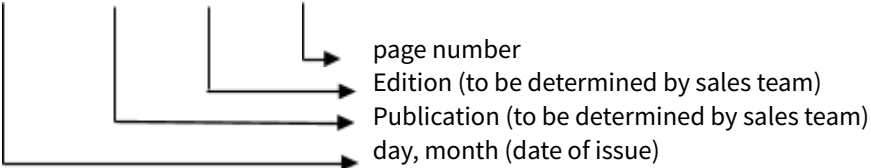
Please see layout at the end of this document for precise specifications for single pages in tabloid format.

Exposure resolution 1270 lpi

Image resolution 60 l/cm screen ruling **200 dpi** (minimum for all papers)

Product labelling The Druckzentrum requires clear product identification, as further processing in the printing centre is aligned with this product labelling and cannot be changed (see the example).
The exact pdf-name will be communicated directly.

File name 20150531-PUB-EDIT_HB1-001.PDF



page number
Edition (to be determined by sales team)
Publication (to be determined by sales team)
day, month (date of issue)

The hyphens between issue date, publication, edition and page number must be observed.

File delivery FTP-Server Druckzentren Tamedia: **s1.dzsftp.tx.group**
User: **dz-datenservice**
Password: **will be communicated separately**

E-Mailadress for Datalink: e.g.. WeTransfer
DZB Bern: datenservice@dzb.tamedia.ch
DZZ Zürich: plattenherstellung@tamedia.ch

TECHNICAL INFORMATION FOR PDF

Images/colours Convert RGB images, Pantone and spot colours to CMYK. The ICC profile (ISO newspaper26v4.icc) can be downloaded from the following address:
<https://www.zeitungsdruck.ch/downloads>

Saving the pages Each page must be saved as a single PDF. Saving several pages in the same PDF leads to problems and additional work when the PDF is processed in the print facility.
Save file without registration marks, crop marks and other auxiliary characters.
Save file as a composite PDF.

Compression Colour and grey-scale images: For the best quality, recalculate to **200 dpi**

If image resolution is higher than 400 dpi, use automatic compression
ZIP/JPEG = maximum.

Black-white Bitmap image: recalculate to 1270 dpi – manual compression CCITT
Group 4.

Fonts All fonts **embedded**, no sub-groups.

File format PDF Standard PDF/X-1a ; X-2; X-3; X-4
Manual for making a PDF/X file > see <http://www.pdfx-ready.ch>

CONTACT ADDRESS

Tamedia Druckzentren

Plate production manager
K. Pechlaner, 044 248 49 11 Email: kurt.pechlaner@tamedia.ch

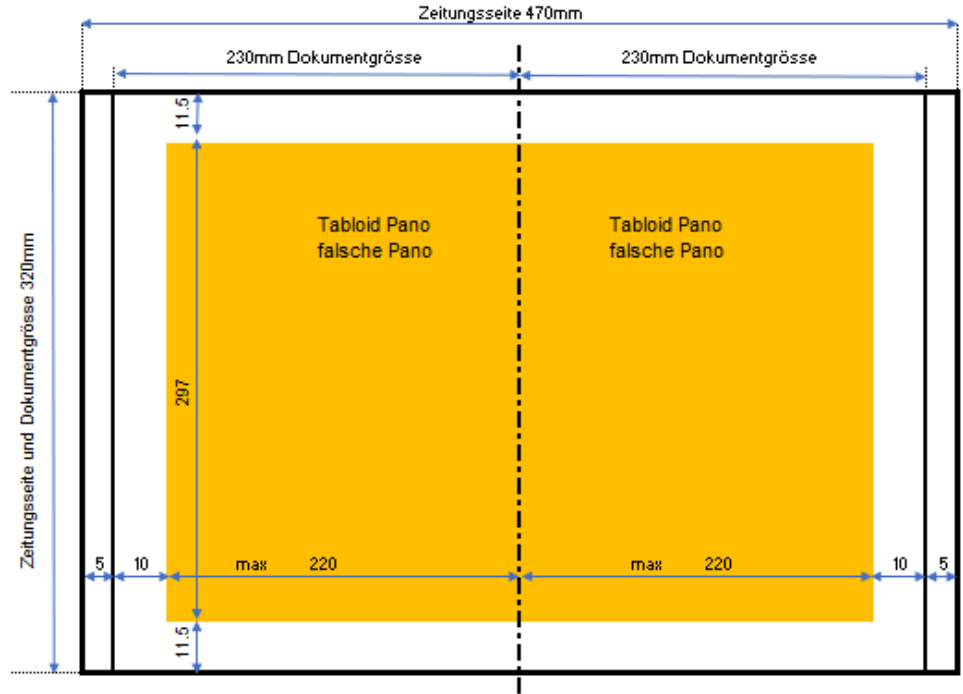
Produktion DZB Bern
Datenservice, 031 349 42 40 E-Mail: datenservice@dzb.tamedia.ch

Produktion DZZ Zürich
Datenservice, 044 248 49 13 E-Mail: plattenherstellung@tamedia.ch

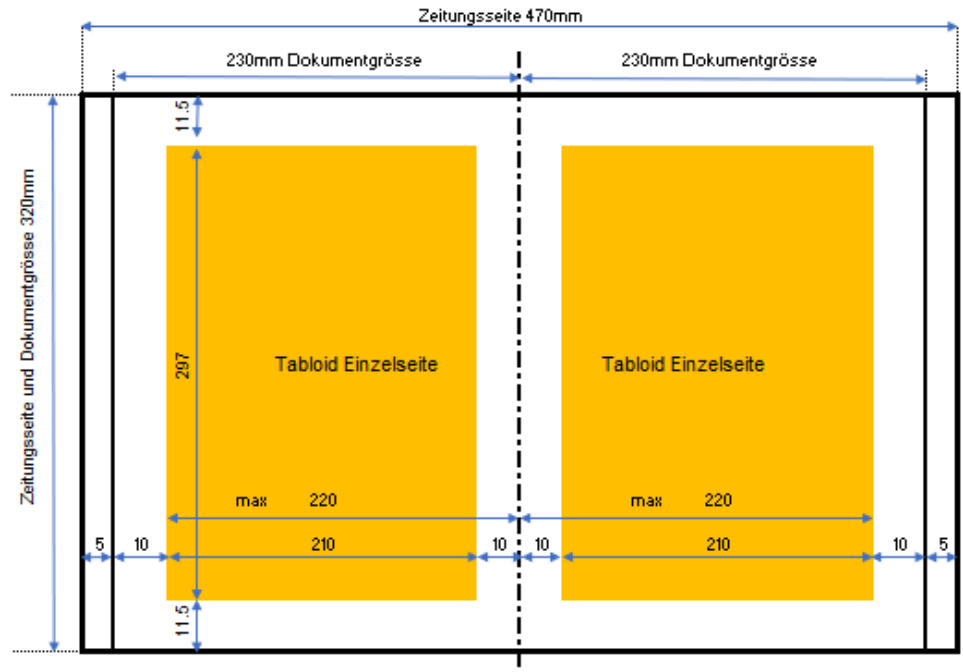
TABLOID DESIGN SPECIFICATIONS

Customer to deliver as **single pages**. **Tabloid Panorama pages** and **pages across gutter** have to be **delivered as single pages**, too.
 Druckzentrum Zürich will assemble pages in correct order.

Tabloid Panorama

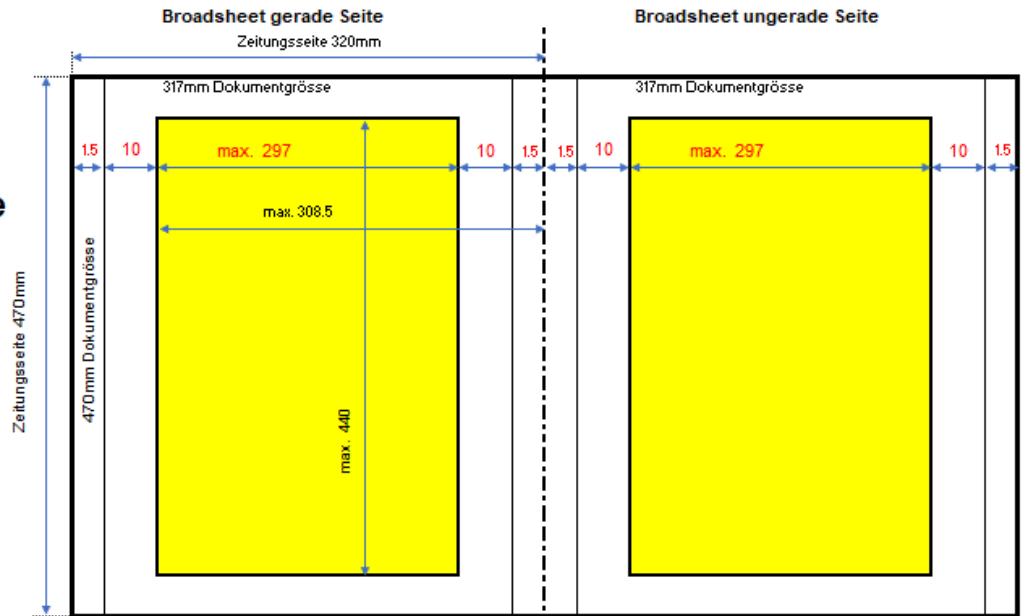


Tabloid Einzelseite



BROADSHEET DESIGN SPECIFICATIONS

Broadsheet Einzelseite



Broadsheet Panorama

